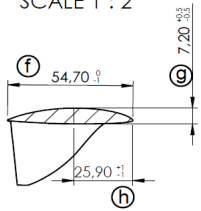
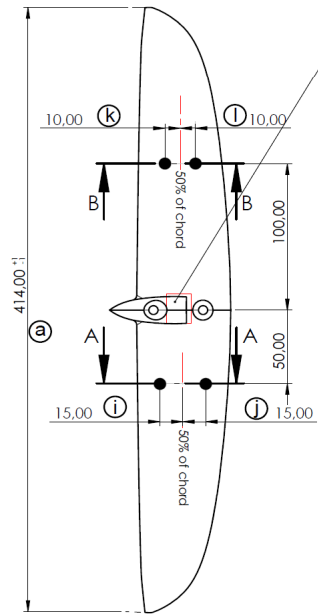


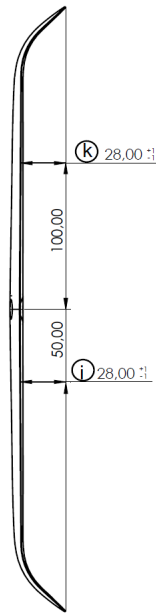
SECTION B-B
SCALE 1 : 2



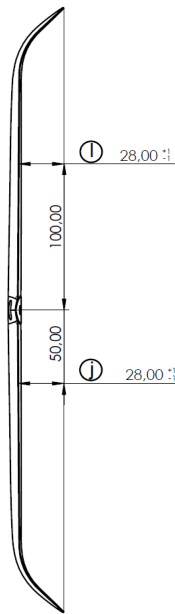
SERIAL SAB
SERIALE IKA



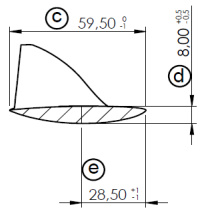
TRAILING EDGE



LEADING EDGE



SECTION A-A
SCALE 1 : 2



Rev.	01
Unit	mm
Scale	1:3
Date	02/03/2020
Signature	Baroncini



Measurement
Date
Order Number
Operator
Serial No.
Mold Number
Status

Given IKA Tolerance IKA Min IKA Max

Weight Rearwing [g]	144 +/-	5 %	136,8	151,2
Rearwing a (max span) in mm	414 +/-	1 mm	413	415
Rearwing c (chord AA)	59,5 -	1 mm	58,5	59,5
Rearwing d (max profile A-A)	8 +/-	0,5 mm	7,5	8,5
Rearwing e (profile depth AA)	28,5 +/-	1 mm	27,5	29,5
Rearwing f (chord B-B)	54,7 -	1 mm	53,7	54,7
Rearwing g (max profile B-B)	7,2 +/-	0,5 mm	6,7	7,7
Rearwing h (profile depth B-B)	25,9 +/-	1 mm	24,9	26,9
Rearwing i (wing height A-A)	28 +/-	1 mm	27	29
Rearwing j (wing height A-A)	28 +/-	1 mm	27	29
Rearwing k (leading edge)	28 +/-	1 mm	27	29
Rearwing l (trailing edge)	28 +/-	1 mm	27	29